


Drag the label to the correct location.


meteor



meteorite



meteoroid



© Bright in the Middle, 2022

# Solar System Interactive Lesson

PRINT and DIGITAL



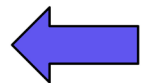
# Compatible with Google Slides and PPT

A key is also  
included!

Gravity  
a force that pull  
towards each



Drag the arrow to the  
correct answer.



The Kuiper Belt is located  
outside of Neptune's orbit.

True

False

Drag the circle to the correct response.

Which of the following is the only star in our solar system?

Sirius

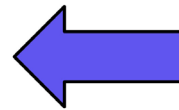
Polaris

Sun

Saturn



Drag an arrow to all that apply.



A comet is characterized by:

very elliptical orbit

icy

touching Earth

glowing comet tails

© Bright in the Middle, 2022

# Drag and Drop



## Complete the following four corners vocabulary activity.

Using the drawing tools, create an illustration of our solar system. You may also copy and paste an image from another source.

Write a sentence using the term solar system.

Type here.

Solar System

words related to

Write the d  
term so

Type he

**If all objects that have mass are attracted by gravity, why are humans pulled to Earth instead of the Sun?**

Type here.

© Bright in the Middle, 2022

# Type in the Text Box



## Anticipation Guide

Before completing the lesson, read the statements below, think about your prior knowledge, and put an x in the box for true or false (column 1 and 2). As you go through the lesson, look for evidence to support or refute your ideas. You will revisit this anticipation guide after completing this lesson. For now, only complete columns 1 and 2.

True	False	Statement	True	False	Evidence
		The distance from the Earth to the Sun is considered an astronomical unit.			
		There is no dust in our solar system.			
		The Sun is made of mostly helium and carbon dioxide.			
		Gravity is a force that repels objects.			
		There are 8 planets in our solar system.			
		There are more than 150 moons in our solar system.			

# Asteroids

small bodies of rock, dust, and metal

- any shape
  - small or large
- orbits stars
- can **only change due to collision**
- **too small** to have an atmosphere and internal heat



© Bright in the Middle, 2022

# and more!





# Ways to Use Digital Interactive Lessons

Science digital interactive lessons are a great way to teach or review science content with your students for many reasons.

They are fun. They are engaging. Another reason, which I think is the most important, is that they help decrease the cognitive load. The way that digital interactive lessons are set up is first, a little bit of content, and then practice with that content, and repeat the process.

Students can digest small chunks of information a little at a time, apply that information, and then learn more! This will help keep their attention.

So, now, what are some ways that you can use them in your middle school science classroom?



# Individual Learning

One way that interactive lessons can be used in the classroom is just for individual learning. These are digital lessons, so students can pull up the lesson on their computer, either via Google Classroom, Microsoft Teams, PowerPoint, or whatever you use in your classroom.



Students read through the lessons themselves and **work through the practice** at their own pace.

The benefits of doing this are that students can work at their own pace and you, as the teacher, can walk around the classroom as they are learning to answer any questions that they have. In addition, you can see what that particular student is learning. As you walk around the room and view their work, you can use it as a formative assessment to see if they are understanding the material.

You can also bump it up a notch. Since students will be working using the computer, you can embed related YouTube videos in the lesson for extra enrichment!

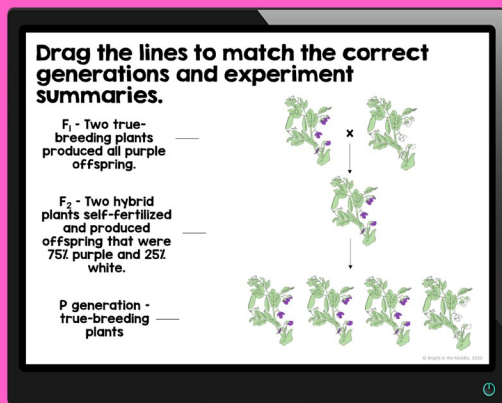
**Digital Science**  
**INTERACTIVE**  
**Lessons**  
*for*

**INDIVIDUAL LEARNING**



# Distance Learning

Digital interactive science lessons are a great tool to use for individual learning at a distance for the middle school science classroom.



**Digital Science**  
**INTERACTIVE**  
**Lessons**  
*for*

**DISTANCE LEARNING**

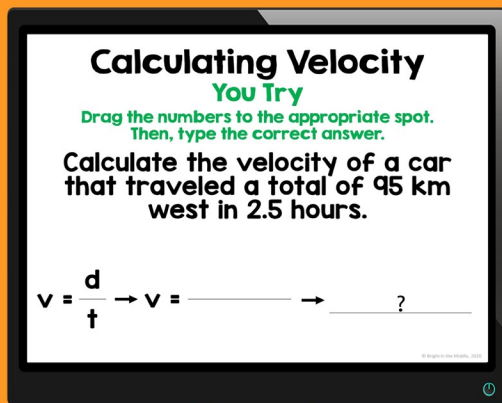
Students can read through the material, and after digesting chunks at a time, they can apply the information with embedded practice slides.

After completing the lessons, students can submit their work to their teacher.



# Small Groups/ Partners

This works similarly to having students working as individuals except that students have the opportunity to work with one another. I think that this an awesome approach to differentiated learning in the classroom.



In small groups, or in partners, students are able to read the lesson together, discuss each practice slide, and apply the information together.

I prefer this method in many ways because I believe in the power of cooperative learning. As a teacher, you still have the opportunity to walk around and help the individual students as needed, but students also have each other for support.

**Digital Science**  
**INTERACTIVE**  
**Lessons**  
*for*

**SMALL GROUPS/  
PARTNERS**



# Direct Instruction

As mentioned, digital interactive lessons are set up as a lesson with embedded practice to help decrease the cognitive load. If teachers choose to, they can pull up the lesson and teach it to their students and still take pieces of content and digest them bit by bit.



For example, when teaching about **pedigree charts**, the teacher can first discuss what a square and a circle represent in a pedigree chart.

**Digital Science**  
**INTERACTIVE**  
**Lessons**  
*for*

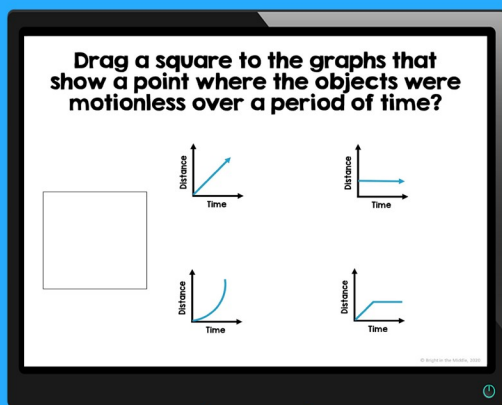
**DIRECT INSTRUCTION**

After students digest this material, the teacher can ask students to discuss how they will remember this information and then apply the information in practice.



# Science Centers

Digital interactive science lessons can be used in one of two ways for science centers. First, science centers on a particular topic. For example, say you are teaching distance-time graphs, and you are ready for students to complete science centers on this topic. You can have a center for a [digital interactive lesson](#) (make groups in Google Classroom, or another platform), [task cards](#), [story match](#), and a reading passage.



**Digital Science**  
**INTERACTIVE**  
**Lessons**  
*for*

**SCIENCE CENTERS**

Another way that you can use interactive science lessons for science centers is only using digital interactive lessons. Time to review for a [genetics](#) test? You can have stations set up where students will move around the room.

They can work through individual lessons such as Gregor Mendel and an Introduction to Genetics, Asexual and Sexual Reproduction, Mitosis and the Cell Cycle, Meiosis, Punnett Squares, Pedigree Charts, and Variation of Traits and Genetics Disorders. This route may take more than one day. It just depends on how long your classes are and how much time you can devote to review. I personally like the first approach to using digital interactive lessons as a science center.



# For ELL Students

With technology, there are so many awesome opportunities for students that do not speak English as their primary language to learn science content in schools that speak predominantly English. That goes vice versa as well. If you are trying to learn in any language you are unfamiliar with, technology is here to help!



**Digital Science  
INTERACTIVE  
Lessons**  
*for*

**ELL STUDENTS**

There are many options that students can use to learn science material. As a teacher that only speaks English, you can imagine how difficult it is to teach a student that speaks another language. I'm sure there are other teachers out there with the same dilemma.

With technology, I have been able to give my students the science lesson and have them use Google translate in order to understand what the lesson is saying. Now, I'm working on creating digital science lessons in Spanish, so that one step is taken out.



# Enrichment/ Tutoring

I know that many schools set up a time during the day just for enrichment/tutoring.



Many schools only set up this time for reading/math, but some do science too! Especially those that test in science. Interactive lessons are a great way to review standards-based science material and practice!

**Digital Science**  
**INTERACTIVE**  
**Lessons**  
*for*

**ENRICHMENT/  
TUTORING**

